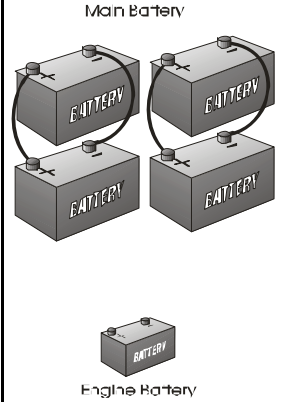
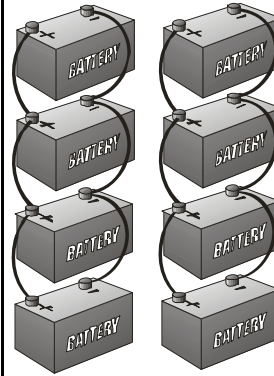
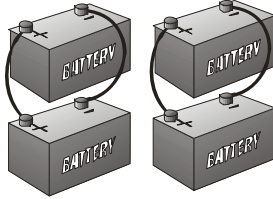
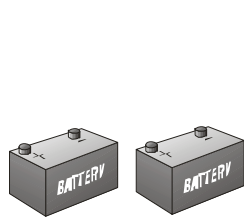


Dual Battery Systems selection chart

Dual Battery Systems



Parasitic Loads in Amps	0			5			10			0			5			10		
Standard Battery Chargers																		
Auto Charge 11	●	◐	○	○	○	○	○	○	○	○	○	○	○	○	○	○	○	○
Auto Charge 11HO		●	●	●	◐	○	○	○	○	○	○	○	○	○	○	○	○	○
Deluxe Battery Chargers																		
Auto Charge 2000	●	●	◐	◐	○	○	○	○	○	○	○	○	○	○	○	○	○	○
Auto Charge 4000		●	●	●	●	●	●	●	●	◐	○	○	○	○	○	○	○	○
Auto Charge D2																●	●	●
Plump Plus Battery Chargers																		
Pump Plus HO	●	◐	○	○	○	○	○	○	○	○	○	○	○	○	○	○	○	○
Pump Plus 2000	●	●	◐	◐	○	○	○	○	○	○	○	○	○	○	○	○	○	○

- Not Recommended ○
- Marginal ◐
- Recommended ●

The above recommended chargers are for average recharge rates and average sized batteries. For specific applications please contact our sales or engineering department with battery size, parasitic loads and required recharge time.