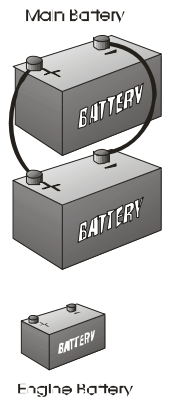
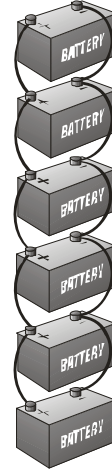
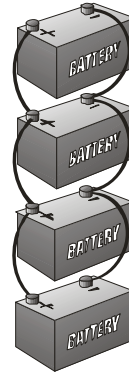




Single Battery Systems selection chart

Single Battery Systems



Parasitic Loads in Amps	0			5			10			5			10			20			0			5			10		
Standard Battery Chargers																											
Auto Charge 12	●	●	○	●	●	○	○	○	○	○	○	○	○	○	○	○	○	○	○	○	○	○	○	○	○	○	○
Auto Charge 12HO		●	●	●	●	●	●	●	○	○	○	○	○	○	○	○	○	○	○	○	○	○	○	○	○	○	○
Auto Charge 1200			●		●	●	●	●	●	●	●	●	●	●	●	●	●	●	○	○	○	○	○	○	○	○	○
Auto Charge 75-BG																		●	○	○	○	○	○	○	○	○	○
Deluxe Battery Chargers																											
Auto Charge 1000	●	●	●	●	●	○	○	○	○	○	○	○	○	○	○	○	○	○	○	○	○	○	○	○	○	○	○
Auto Charge 35/10			●	●	●	●	●	●	●	●	●	●	●	●	●	●	●	○	○	○	○	○	○	○	○	○	○
Auto Charge D																					●	●	●	○	○	○	○
Pump Plus Battery Chargers																											
Pump Plus HO	●	●	○	●	○	○	○	○	○	○	○	○	○	○	○	○	○	○	○	○	○	○	○	○	○	○	○
Pump Plus 1000	●	●	●	●	●	○	○	○	○	○	○	○	○	○	○	○	○	○	○	○	○	○	○	○	○	○	○
Pump Plus 1200			●		●	●	●	●	●	●	●	●	●	●	●	●	●	○	○	○	○	○	○	○	○	○	○
Auto Charge D Pump Plus																					●	●	●	○	○	○	○

- Not Recommended ○
- Marginal ◐
- Recommended ●

The above recommended chargers are for average recharge rates and average sized batteries. For specific applications please contact our sales or engineering department with battery size, parasitic loads and required recharge time.